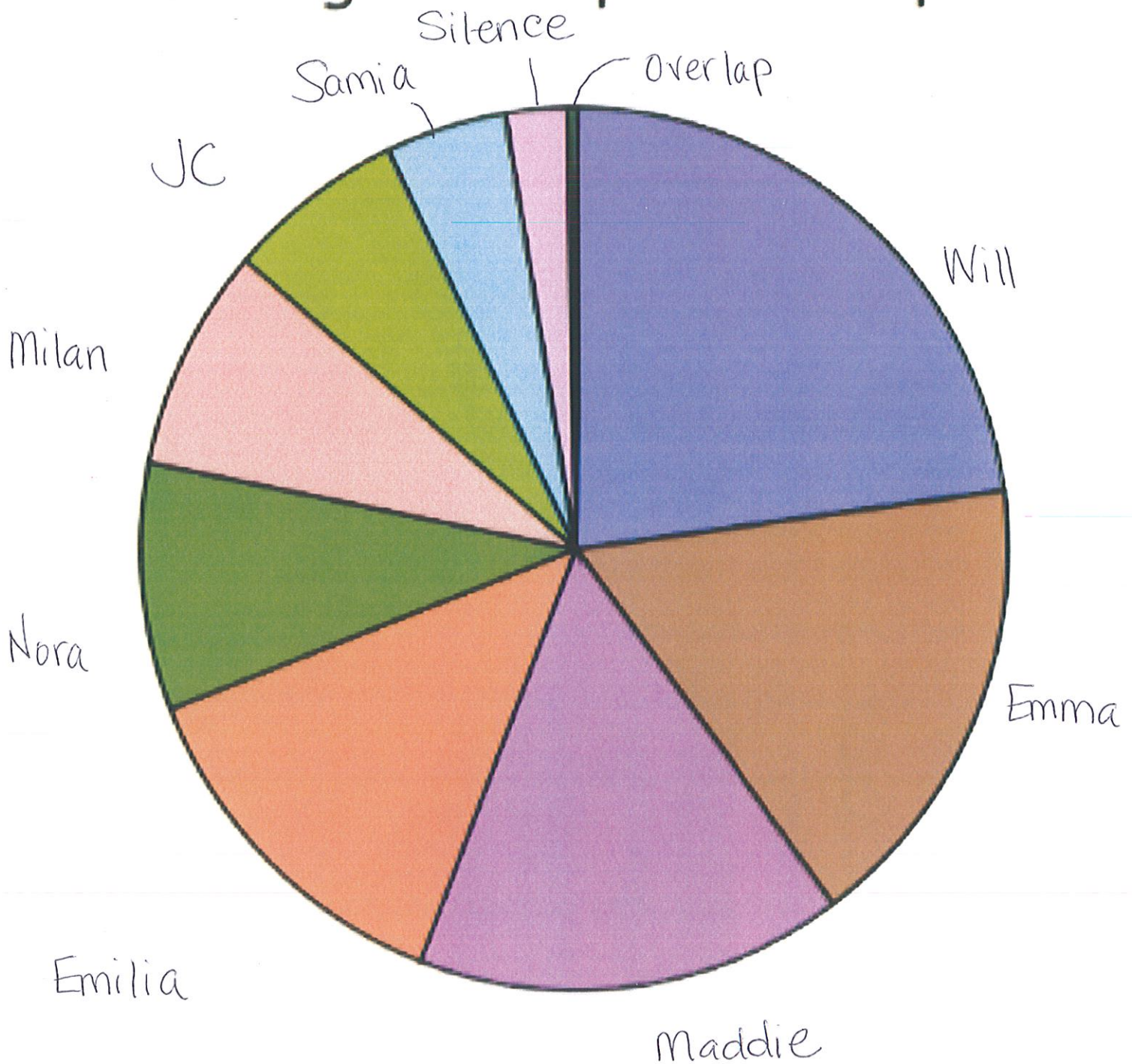
















Meeting Participation Report

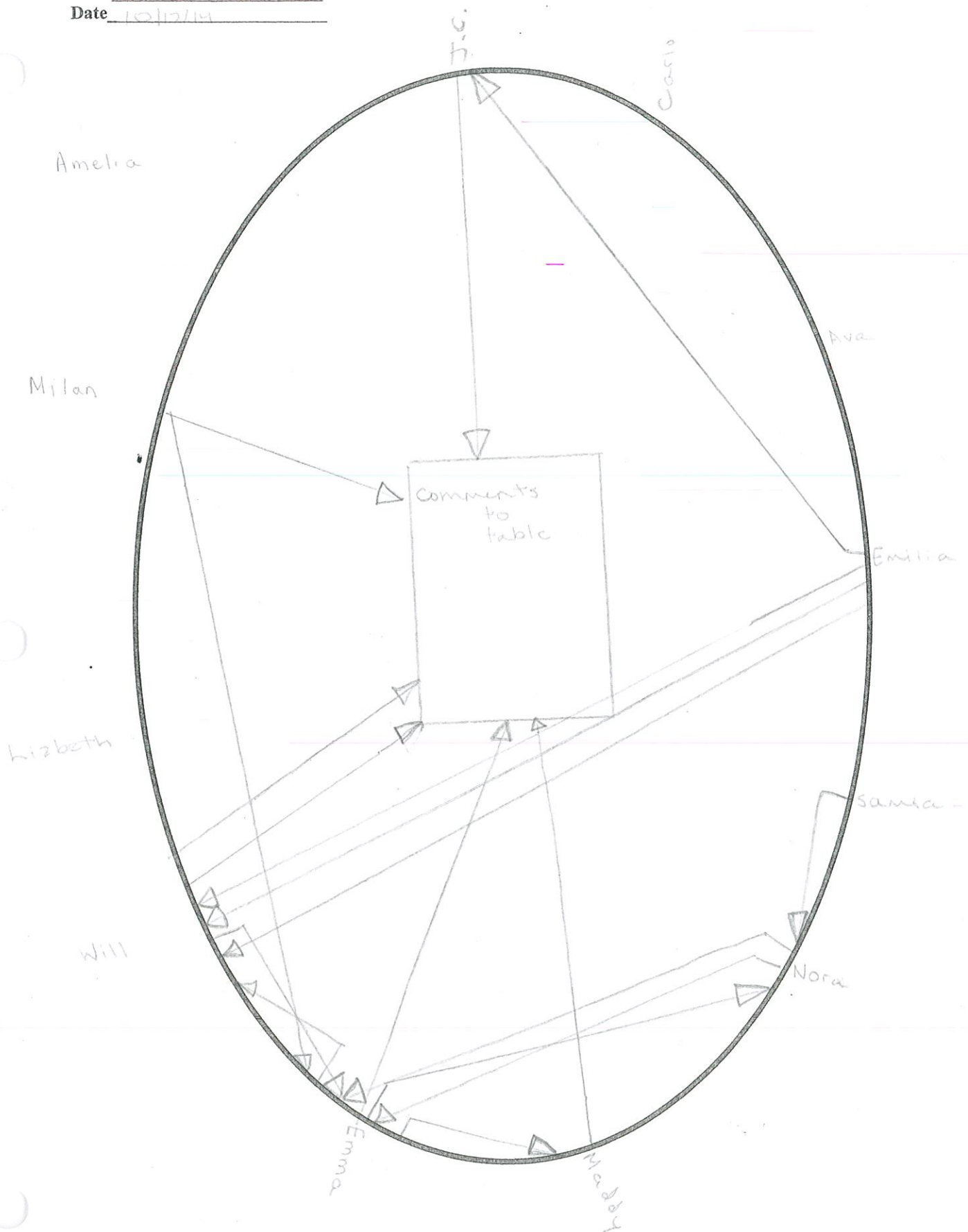


Participants	Time	Percent
 Will	0:02:00	22.9%
 Emma	0:01:29	17.0%
 Maddie	0:01:23	16.0%
 Emilia	0:01:09	13.2%
 Nora	0:00:47	9.0%
 Milan	0:00:43	8.2%
 Jc	0:00:34	6.6%
 Samia	0:00:23	4.5%
 Silence	0:00:12	2.3%
 Overlap	0:00:01	0.3%
 Lizbeth	0:00:00	0.0%
 Amilia	0:00:00	0.0%
 Carlo	0:00:00	0.0%
 Ava	0:00:00	0.0%

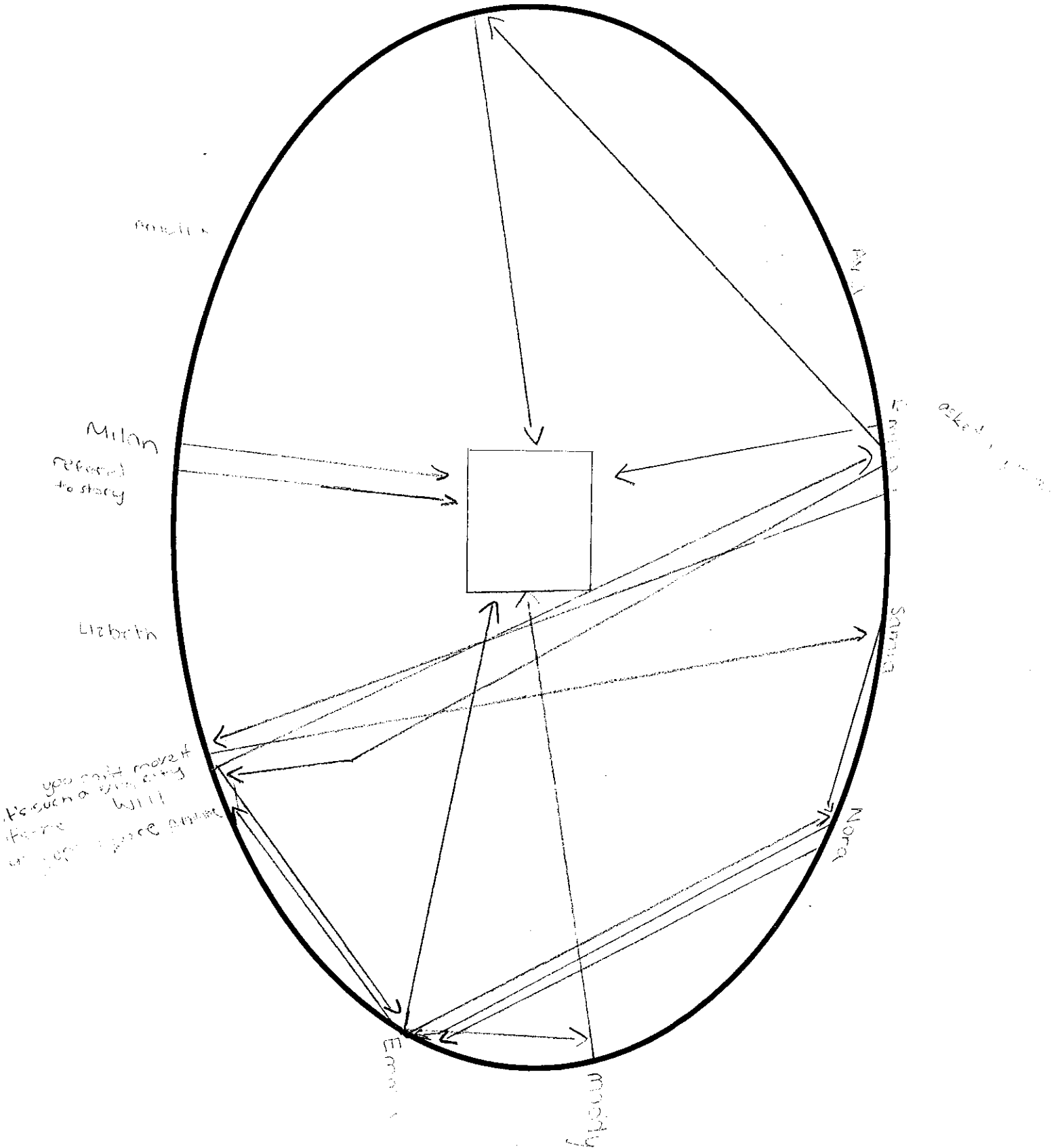
Teacher Ms C K
Class Ancient Civ D
Date 10/12/14

Apple Store
over riding

Milan Cason



Teacher Dr. [illegible]
Class History of Art
Date 10-17-19




Christy

Teacher Ms. Ck.

Date 11/7/14

Class D

Name or position at table	Interruption	Question	Text reference	Connection to previous comment or work	Name reference	Comment to teacher
Will	11		1			
Carlo						
Joseph					1	
Anelia						
Mylan	11		1			
Lisbeth						
Eva						
Maddy			1		1	
Nora			1		1	
Samia						
Emelia			1		1	
Eva						

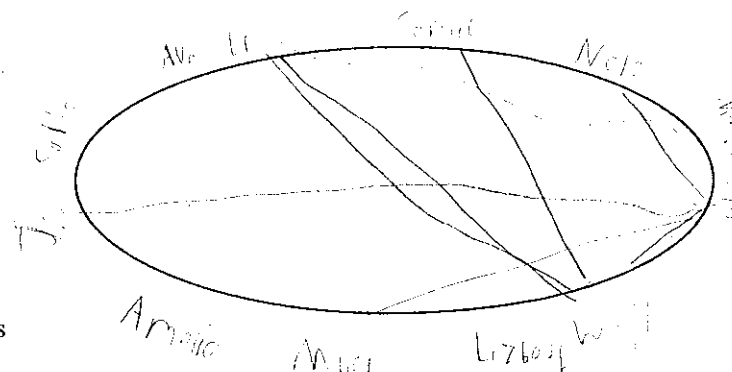


Types and Targets of Comments

Don'te B. Baker
 Teacher M.S. ...
 Class ...

Date 10-17-8

Name or position at table	Interruption	Question	Text reference	Connection to previous comment or work	Name reference	Comment to teacher
E. ...						1
Will						
M. ...	"		1	1		
E. ...			1			
N. ...				1		
S. ...				1		
J. ...				1		
M. ...				1		
A. ...						
C. ...						
A. ...						



Types and Targets of Comments

Instructor:

M # F

in class

Group skills observation checklist

Observer: Fred Turcio

Observe your group discussing the assigned topic. Each time somebody offers a contribution to the discussion, write a slash mark in the box or boxes that show which skill he/she used.

	Totals
1. Contributing Member contributes to the group discussion.	
2. Getting to the Point Member makes contribution taking no more than 15 seconds to make the point	
3. Listening Member waits for at least 3 seconds before responding to what the last person said	
4. Reflecting Member begins contribution by repeating part of what a previous person said	
5. Drawing out Member identifies something specific and important in what the last person said and asks him/her to explain it further	

Instructor:

M # F

in class

Group skills observation checklist

Observer: Lisa Rigo

Observe your group discussing the assigned topic. Each time somebody offers a contribution to the discussion, write a slash mark in the box or boxes that show which skill he/she used.

	Totals
1. Contributing Member contributes to the group discussion.	
2. Getting to the Point Member makes contribution taking no more than 15 seconds to make the point	
3. Listening Member waits for at least 3 seconds before responding to what the last person said	
4. Reflecting Member begins contribution by repeating part of what a previous person said	
5. Drawing out Member identifies something specific and important in what the last person said and asks him/her to explain it further	